

Registering for MaineStreet Text Messaging Service

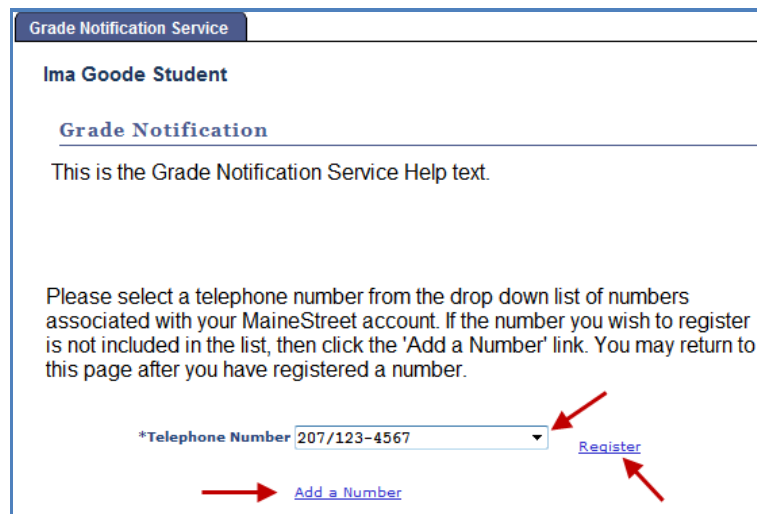
- Select the “Text Messaging Service” link found at the bottom, right portion of your Student Center in MaineStreet.



- Select the “Register for this service” Action for the desired Text Messaging Service Options (only the Grade Notification Service is currently available) and select the >> button.



- Follow the instructions on the Grade Notification Service page regarding the selection of a phone number:



Tip: Use the “breadcrumbs” at the top of the page to easily navigate back to the “Text Messaging Service Options”:

[Favorites](#) | [Main Menu](#) > [University of Maine System](#) > [Records and Enrollment](#) > [Text Messaging Service Options](#)



Registering for MaineStreet Text Messaging Service

- Select the “**Register**” link after choosing a Telephone Number.

You will be presented with a **Legal Notice** regarding this service; select “**OK**” to enroll for the service. You may revisit the site to opt out of the service at any time.


Legal Notice

Click the **OK** button, below, to enroll in this service.

If you choose to use this service you understand that the text message may be intercepted and be read by someone else. You may revisit this site to opt out of this service at any time.

OK


Cancel

- After selecting “**OK**”, a page will display providing confirmation instructions indicating that an **Activation Key** will be sent to you in a text message. When you select the “**Return**” button, you’ll be returned to the “**SMS Text Service Options**” page where you can select the “**Activate my Registration**” Action and select the  button. Other Actions available at this point include “**Cancel my registration**” and “**Re-text my activation code**”.
- The “**SMS Service Activation**” page will prompt you to enter the Activation code sent to you via text message, and select the “**Activate**” button.

SMS Service Activation

Please enter the activation key that was texted to your mobile phone and click the 'Validate' button.

Activation Key



- The “**SMS Text Service Options**” page displays providing status of the service and the expiration date of the service for which you enrolled. Use this information to verify the phone number for the service.
- Once the registration and activation is complete, Action options available are “**Cancel my registration**” and “**Register a different phone number.**” You may return to this page at any time to request either of these actions.
- A notification of service expiration will be sent to your @maine.edu email account 30, 14 and 7 days prior to the expiration date. You may re-enroll for the service, let it expire, or cancel the service.